

MINNEAPOLIS **HOME** +REMODELING **SHOW**

MINNEAPOLIS HOME & REMODELING SHOW

Friday, February 2 – Sunday, February 4, 2024

U.S. Bank Stadium

401 Chicago Ave

Minneapolis, MN 55415

The 10 minutes you take now to review this information will save you time and money when setting up your display at the show.

Table of Contents

Welcome	Page 3
Directory of Contractors	Page 3
Show Details	Page 4
Dates and Deadlines	Page 5
Move-In, Move-Out Information	Page 6-11
Rules, Regulations and Booth Info	Page 12-18
Forms	Page 19-25

Show Exhibitors:

Thank you for participating in the 2024 Minneapolis Home & Remodeling Show!

As the exhibit contact you will be receiving all the information that we send out. Should another individual assume your responsibilities, be sure that we are promptly informed so we can keep our records current.

The Exhibitor Manual has been compiled to help exhibitors and their staff with complete details about all phases of the exhibition process at the show.

Enclosed you will find Move-In and Move-Out schedules, official show contractors and other helpful information to make your participation in our show successful.

We strongly urge you to give this manual to those having responsibility for your participation in the show.

If you have questions or concerns, please contact show staff at the numbers below.

Sincerely,

Dan DeJaeger

Show Manager
651.373.6884

DanD@mpeshows.com

Bruce Evans

Show Manager
612.209.4593

BruceE@mpeshows.com

Autumn Pennington

Show Coordinator
612.225.2334

autumnp@mpeshows.com

Kristin Nelson

Senior Exhibit Sales Consultant

Alpha: #, A-L

612.225.2331

KristinN@mpeshows.com

Danielle Smith

Senior Exhibit Sales Consultant

Alpha M-Z

612.225.2333

DanielleS@mpeshows.com

DIRECTORY OF CONTRACTORS

Show Facility

U.S. Bank Stadium

900 S 5th St.

Minneapolis, Minnesota 55415

General Line: 612-777-8700

Utility Questions: 612-777-8741

Show Management

Marketplace Events

2000 Auburn Dr., Ste 200

Beachwood, OH 44122

Phone: 952-933-3850

Toll Free: 800-466-7469

Fax: 440-201-6540

Official Show Decorator

Fern Expo

Jessica Mulheron

jmulheron@fernexpo.com

Phone: 800.774.1251 x1

Electricity, Water, Phone and Internet Services are ordered through U.S. Bank Stadium.

Carpet and table rental, shipping services, and other booth services are ordered through Fern Expo Services.

SHOW DETAILS:

- **Welcome Office:** A welcome office will be located at the entrance of the show, just beyond the Legacy Gate Entrance. Signage will be displayed in front of the Welcome Office indicating its location.
- **Main Show Office** will be located just off the field through the loading dock entrance on the east side of the field in the Warm-up Room, directly across from the Vikings locker room. Phone Number is 612.777.8881 (move in, show days, and move out only)
- **Box Office:** Located within U.S. Bank Stadium immediately after entering the NW Legacy Gate entrance on the concourse.
- **Show Entrance:** Located on the West side of the building off of Chicago Ave. through the NW Legacy Gates. This is the only entrance to the show.
- **Show Exit:** Located on the West side of the building off of Chicago Ave. through the SW Legacy Gates. This is the only exit from the show.
- **Exhibitor Badges:** Please pick up in the Show Office during move in. Please have all exhibitor badges picked up by Thursday, February 1 before the show opens on Friday, February 2.
 - Please note, if you have not filled out an **Operator Certificate of Compliance (OCC)** form, one must be filled out at this time. Exhibitor badges will NOT be distributed until an OCC form has been submitted.
 - Additional details can be found under Exhibitor Badges in the Rules and Regulations section.
- **Will Call:** Located within the Welcome Office, just beyond the Legacy Gate. Will Call is set up as a courtesy and not for mass distribution of Exhibitor Badges. Please make sure to distribute your exhibitor badges to staff prior to the Show.
- **Exhibitor Entrance and Exit:** Located through the Southernmost Legacy Doors on the West side of the building.
- **Show Hours**

Friday, February 2:	10:00 am - 8:00 pm
Saturday, February 3:	10:00 am - 8:00pm
Sunday, February 4:	10:00 am - 5:00pm

*Exhibitors are allowed to enter one hour before the show opens to the public and to restock.

- **Hotel Accommodations**

Home & Remodeling Show exhibitors receive a discounted rate of \$119 per room (plus taxes) at the Hilton Minneapolis. Click [HERE](#) for a direct link to discounted reservations. Must book by **January 8, 2024** or until the room block fills, to receive the discounted rate. Note that this is a different hotel than in previous years, but it is the same that is used for the Minneapolis Home + Garden Show.

Hilton Minneapolis
1001 S Marquette Ave
Minneapolis, MN 55403

612-376-1000

DATES AND DEADLINES:

- Final Payment: Due **January 15, 2024**. Penalties for non-payment include loss of space and monies paid in part for space.
- Operator Certificate of Compliance (OCC) form is due with contract. See forms section at the end of kit.
- Floor covering ordered from Fern by **January 9, 2024 for** discounted rates.
- Advanced shipping to Fern Expo: You must have a credit card on file before delivery. Receiving dates at Fern: **January 2-22, 2024**
- Direct to show site shipping (arranged through Fern Expo). Receiving dates: **January 30 – February 1, 2024**
- Utilities: Electric ordered through US Bank Stadium by **Monday, January 29, 2024** for discounted rates.

MOVE IN & MOVE OUT SCHEDULES:

MOVE-IN:

Tuesday, January 30:

1:00 pm – 8:00 pm

Yellow zone – Loading Dock Entrance (S. 4th Street) & Legacy Gates/Medtronic Plaza (Chicago Ave) for carry in only

Wednesday, January 31:

FIELD LEVEL:

8:00am–1:00 pm

Blue Zone – Loading Dock Entrance (S. 4th Street) & Legacy Gates/Medtronic Plaza (Chicago Ave) for carry in only

**Green Zone- do NOT come at 1:00pm. This hour is used for Blue Zone exhibitors to remove their vehicles from the field. Green Zone exhibitors will NOT be let in until 2:00pm.*

2:00pm-8:00 pm

Green Zone – Loading Dock Entrance (S. 4th Street) & Legacy Gates/Medtronic Plaza (Chicago Ave) for carry in only

CONCOURSE LEVEL:

8:00am – 8:00pm

Gray Zone –Legacy Gates/Medtronic Plaza entrance from Chicago Ave.

Thursday, February 1:

FIELD LEVEL:

8:00 am – 2:00 pm - then 2:00pm – 8:00pm no vehicles*

Red Zone Field – Loading Dock Entrance (S. 4th Street) & Legacy Gates/Medtronic Plaza (Chicago Ave) for carry in only

Carpet will start being set at **2pm on Thursday- all vehicles must be removed*

CONCOURSE LEVEL:

8:00 am – 8:00 pm

Red Zone Concourse – Legacy Gates/Medtronic Plaza entrance from Chicago Ave.

**Carpet will start being set at 2pm on Thursday*

The **Loading Dock** has a single lane ramp entrance and single lane ramp exit. This entrance is on S. 4th Street. Once on Chicago Avenue, exhibitors will take a right onto 4th Street and a security team will have a list of all Exhibitor Company Name and booth numbers, which is required for security to enter the dock. Security will verify information before you can enter the building. You will be able to drive onto the field and unload your

vehicle. Once all products are out of your vehicle, please move the vehicle immediately, park and return to set up your booth.

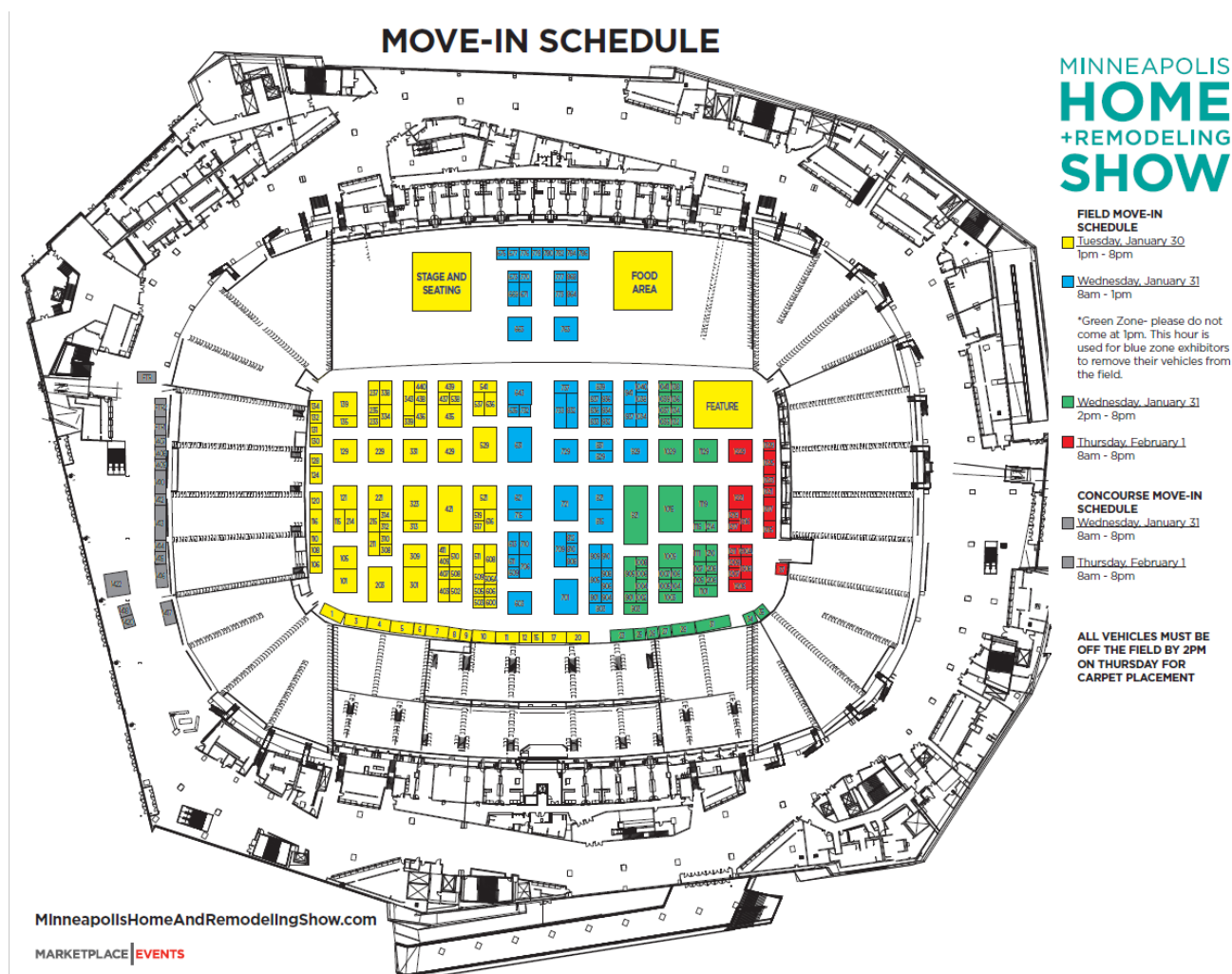
Concourse groups will use the Plaza (by Legacy Gates) for move-in and move-out. Exhibitors will enter from Chicago Ave. and will drive onto the Plaza directly up to the Legacy Gates to unload and set up.

Exhibitors must adhere to the schedule to make this process as efficient as possible. Any requested exceptions must be reviewed by show management and approved in advance.

Exhibitors should move-in, unload their vehicles/trucks, go park and come back through the Exhibitor entrance on the Plaza level through the SW Legacy doors. Parking on the field is discouraged as it will block paths down aisles. Anyone not following these procedures is NOT guaranteed to drive onto the field. Red Zone exhibitors are not guaranteed to drive onto the field.

MOVE-IN MAP AND SCHEDULE

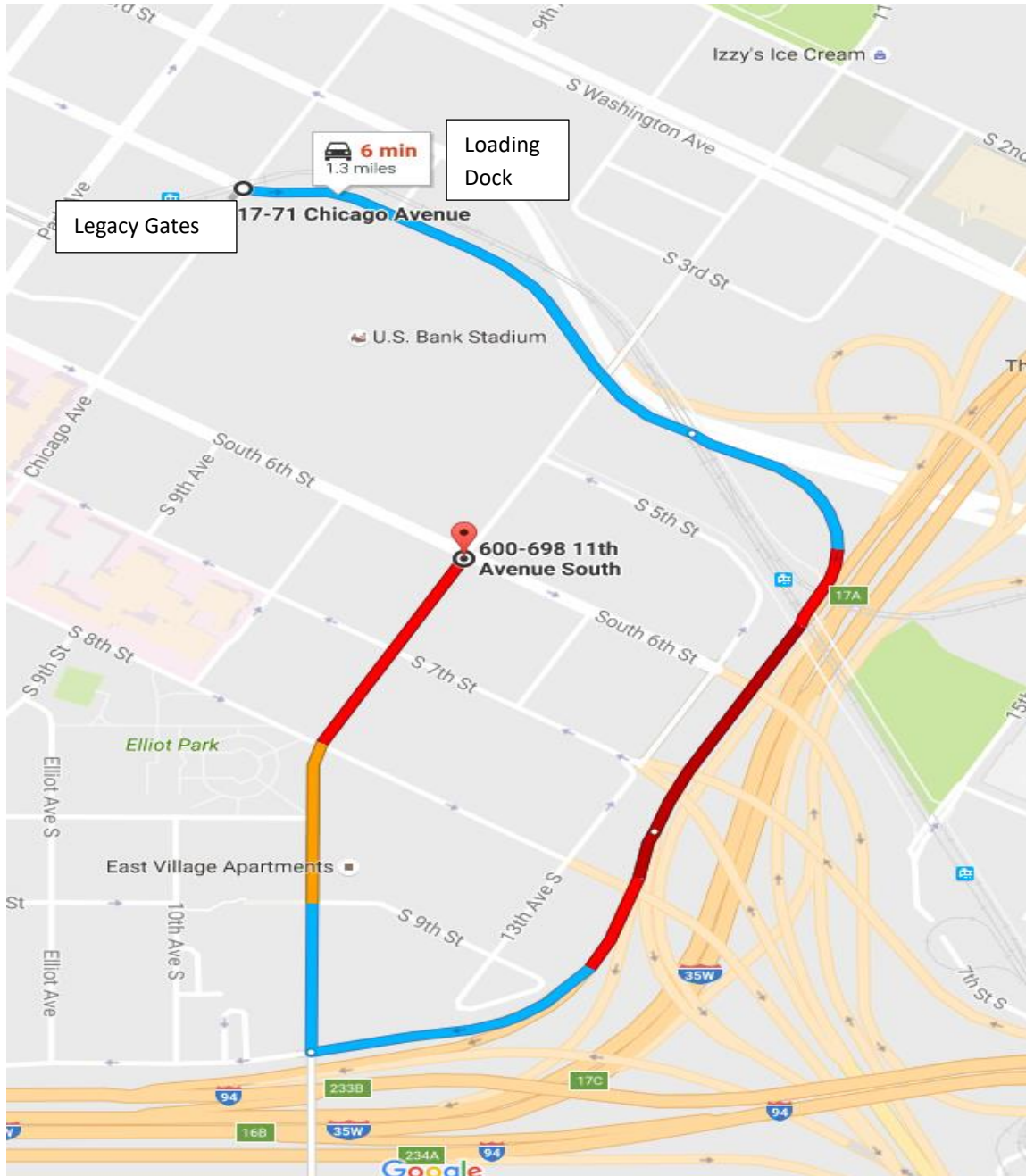
Click [HERE](#) to find a PDF you can expand/print/download



Once exhibitors unload from the **Loading Dock** onto 4th Street, you must take the highway and loop back around to the Stadium.

Full directions with a map are below:

- From Chicago Ave. take right onto S. 4th Street
- Use the right lane to take the Interstate 35W/MN-55 ramp
- Use the right lane to follow signs for 11th Ave.
- Turn right onto 11th Ave. S
- Follow 11th Ave. S until you reach South 6th Street. The Stadium will be immediately in front of you.



MOVE-OUT:

- **All booths MUST remain up and fully staffed until show close on Sunday, February 4 at 5:00 p.m. or will be subject to fines.**
- Exhibits not removed by 2:00 p.m. on Monday, February 5 will be subject to removal and a cleaning fee. Marketplace Events is not responsible for any materials or displays that are left at the building.
- Early move out is strictly prohibited and NO EXHIBITS can be removed during show hours.
- Loading Dock and Legacy Gates (for hand carrying only) are available for move-out.

Move Out Schedule:

Sunday, February 4

FIELD

5:01 p.m. – 6:00 p.m.

Carpet and electrical taken up only. Exhibitors are encouraged to start taking down their booths and/or hand carry out of the Legacy Gates. **No vehicles will be allowed in until a path has been cleared.**

6:00 p.m. – 7:30 p.m.

Red Zone Move-out. All other exhibitors are encouraged to start tearing down. Exhibitors can use Legacy Gates to hand carry, but Red Zone will be the only exhibitors allowed to use the dock during this time.

7:30 p.m. – 10:00 p.m.

Green Zone Move-out. All other exhibitors are encouraged to start tearing down. Exhibitors can use Legacy Gates to hand carry, but Green Zone will be the only exhibitors allowed to use the dock during this time.

CONCOURSE

5:01 p.m. – 6:00 p.m.

Carpet and electrical taken up only. Exhibitors are encouraged to start taking down their booths and/or hand carry out of the Legacy Gates. **No vehicles will be allowed in until a path has been cleared.**

6:00 p.m. – 10:00 p.m. – Red Zone Move-out. All other exhibitors are encouraged to start tearing down. Exhibitors can use Legacy Gates to hand carry, but Red Zone will be the only exhibitors allowed to use the dock during this time.

**Concourse exhibitors can also have until 2pm on Monday, February 6th to move out.*

Monday, February 5

FIELD

7:00 a.m. – 9:00 a.m. – Green Zone Move-out continued. All other exhibitors are encouraged to continue to tear down. Exhibitors can use Legacy to hand carry, but Green Zone will be the only exhibitors allowed to use the dock during this time.

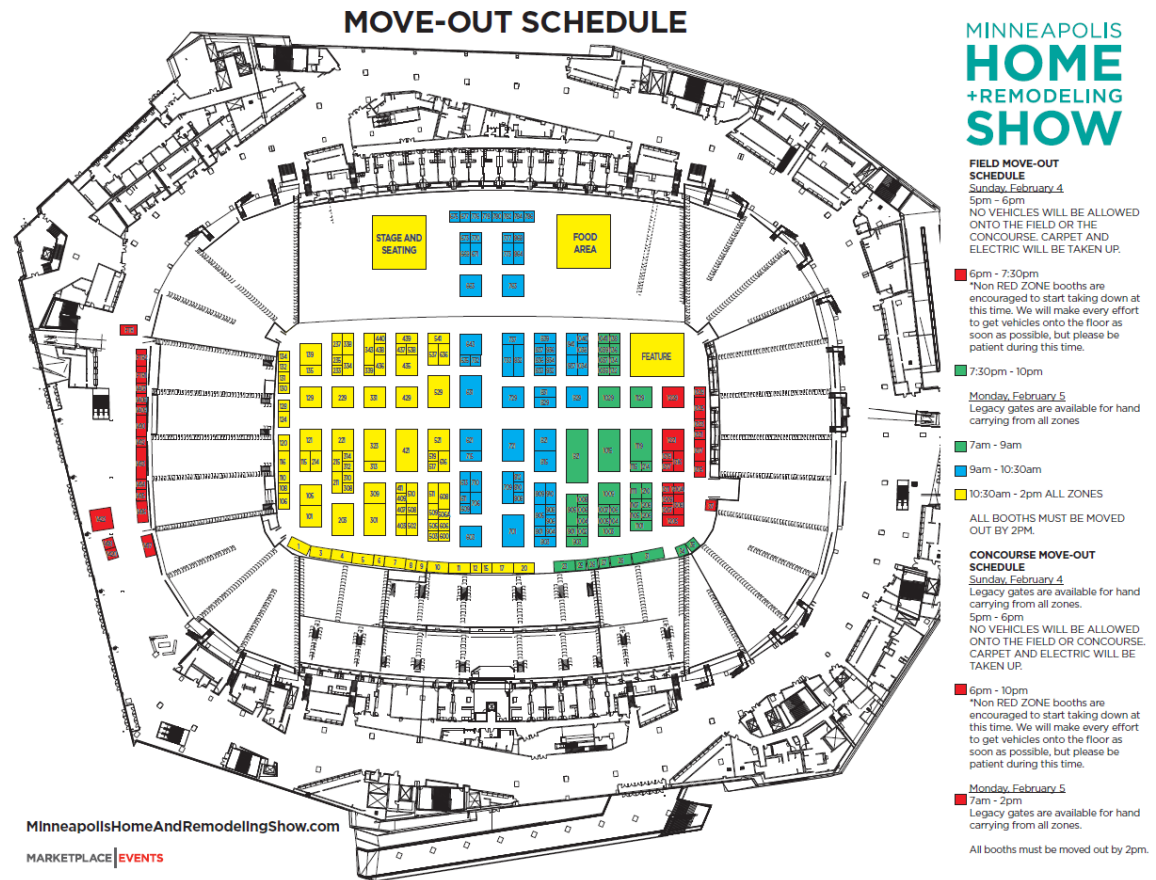
9:00 a.m. – 10:30 a.m. –Blue Move-out continued. All other exhibitors are encouraged to continue to tear down. Exhibitors can use Legacy to hand carry, but Blue Zone will be the only exhibitors allowed to use the dock during this time.

10:30 a.m. – 2:00 p.m. OPEN TO ALL EXHIBITORS

CONCOURSE

7:00am – 2:00pm – Legacy Gates open to all exhibitors for hand-carry

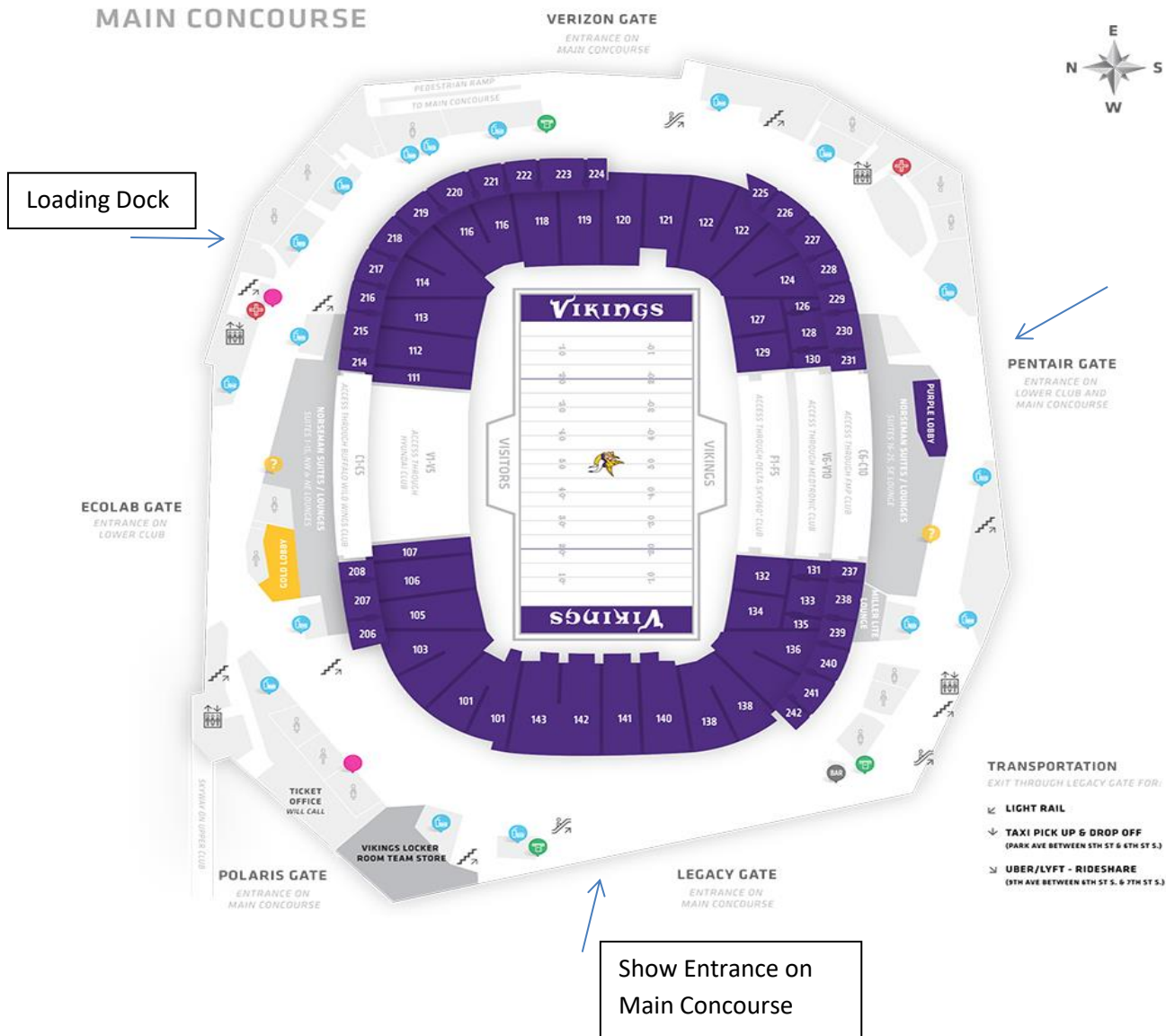
MOVE OUT MAP (Click [HERE](#) to find a PDF you can expand/print/download)



U.S. Bank Stadium Information:

U.S. Bank Stadium
900 S 5th St,
Minneapolis, MN 55415

For full Stadium view and locations of all gates, please see below.



RULES, REGULATIONS AND BOOTH INFO

Our top priority is to produce a quality event. Two important aspects to doing this are maintaining the visual integrity of the show and creating an atmosphere where all exhibitors can do business. The following Rules and Regulations help us to maintain these aspects:

1. Advance Shipments

Advanced shipping arrangements can be made with the Show Decorator, Fern Expo, for deliveries **January 2nd through January 22nd** Fern will store and deliver your exhibit material to the U.S. Bank Stadium for a charge. All shipments must be prepaid. Fern Expo will email you to set up an account for ordering.

2. Alcohol

No alcohol may be consumed on show site other than during designated times and locations as specified in this Exhibitor Service Manual and/or on posted signage by the show facility/Stadium. Alcohol consumption is strictly forbidden during all move-in and move-out hours. Additionally, the use or distribution of illegal drugs is strictly forbidden. Any persons including exhibitors, service providers, employees, attendees, or anyone else working at or attending the show that does not comply with this policy will be removed from the show and their credentials will be revoked.

3. Animals/Pets

Animals/pets are not permitted in the U.S. Bank Stadium without prior approval of Show Management and U.S. Bank Stadium management *including* move-in and move-out times. Exceptions are always made for seeing-eye dogs.

4. Booth design and construction

Drape and Height:

- Booth rental comes with 8' high back drape and (2) two 3' high side drape, one for each side of the booth (all draping is black).
- Nothing is to be pinned or stapled to drape – "S" hooks are available through Fern.
- Exhibit tables, stands, displays, etc. may extend forward all 10' from the rear drape at 8' in height. The outward facing sides of your exhibit must be finished and may not contain any marketing.
- There is one common back drape shared by exhibitors on either side of the drape. Exhibitors must remain on their own side of the drape. Your carpet, bracing, etc. may not extend into the exhibit space behind you.
- No part of your exhibit or product may extend into the exhibit next to you.

Signage:

- Booth rental comes with (1) one identification sign (7" x 44") that includes your company name and booth number.
- All additional signage must be professionally made. Hand-written signs are NOT allowed.
- Signage cannot be attached to any of the U.S. Bank Stadium walls, pillars, etc.
- Signage cannot be above 8' in height in a space less than 20' x 20'.
- Signs above 8' in height may include company name and logo; they may not be used to advertise products and services.
- If signage requires hanging, please contact Fern. Cost to hang signage is the responsibility of the Exhibitor.
- The use of tents must be approved prior to the show by Show Management.
- Overhead inflatable signs are not permitted.
- If you would like your sign to be read differently than what it listed on your space agreement, fill out the Sign Order Form in the forms section of the packet.

Flooring:

All booths in the show MUST have floor covering (carpet preferred). No exceptions will be made. Permanent carpet tape is *not* allowed. Exhibitors may provide their own floor covering or it can be rented from Fern. The field/turf will be covered with plastic square interlocking flooring which can withstand semi-loads.

Misc.:

Materials such as table draping, cut trees, wood chips and mulch used in the construction of displays must be fire resistant. All tables must be professionally skirted; i.e., skirting that is pleated or shirred and of floor length (no paper or sheets or tablecloths). The only exception is fine, designer furniture or tables requiring wiping selling food or beverages.

****Refer to Page 18 for a booth layout.**

5. Credits

If an additional firm is assisting with your displays, signs, etc. and you would like to give them credit/recognition, you may display one (1) professionally made sign within your booth **ONLY** if they are an exhibitor at the show. Signage may not exceed 7"x11". If your assisting firm is **NOT** an exhibitor in the show, call Marketplace Events regarding how they can be identified. If they have **NOT** leased space from us for the show, they cannot distribute literature in any way inside the facility.

6. Demonstrations/Distribution

- Displays, demonstrations or distribution of materials are not permitted outside of Exhibitor's booth(s).
- The use of microphones is **NOT** permitted on the show floor unless approved by Show Management.
- Small sound amplification systems for captive-audience demos may be used, but the sound must be inoffensive to neighboring exhibitors.
- Advertisement, exhibit or promotion may include prices but cannot include price comparisons with competitive products.
- No stickers, pressure adhesive, etc. can be used or given away by exhibitors
- Balloons including Helium-filled balloons are **NOT** allowed.
- No food (including popcorn) or beverages may be distributed by exhibitors inside the U.S. Bank Stadium unless approved by Marketplace Events.

7. Drawings and Giveaways

All drawings must have prior approval from Show Management and be held before show closing. Drawing Registration Form must be filled out (see forms section) by the start of the show. Per state regulations, exhibitors are required to turn the name of each winner in to the Show Office. Show Management reserves the right to terminate any contest by removing ballots from the booth if it does not comply with Show Management regulations.

8. Exhibitor Badges & Admission Passes

Exhibitor Badges:

Exhibitor badges need to be picked up in the show office during move in.

Booth attendants must have and wear Exhibitor Badges at all times for admission to the show. No badge – no admission.

Exhibitors receive ten (10) Exhibitor badges. Lost badges are not the responsibility of Show Management. Additional badges can be purchased in the Show Office (Dock level) for \$20.00. Badges that need to be shared among staff can be left at Will Call located within the Welcome Center on the Concourse Level.

Admission Passes, aka Exhibitor Complimentary Tickets

Complimentary tickets are generally distributed electronically. However, upon request, paper tickets can be placed at Will Call in an envelope marked with Company Name.

Each Exhibitor will be provided ten (10) tickets to the show. These tickets are for you to distribute to friends, clients & family. You will receive an email with instructions on setting up a distribution portal from our online ticketing program.

8. Fire Regulations

Show Management Regulations:

Material used in exhibits must be fire resistant and is subject to inspection by the Minneapolis Fire Department. If you have any questions on this, call the Minneapolis Fire Prevention Bureau (612) 673-2546.

Precautions must be taken to prevent the general public from coming in contact with anything that may cause burn or injury. Any product hot to the touch must be placed at the back of your booth, away from the aisle. For those with bulk 20'x20' peninsulas, islands or larger, these products must be positioned in the middle/center area of your space, again, as far away from the aisle(s) as possible. Warning signs must be placed prominently on all such surfaces, horizontal and perpendicular.

U.S. Bank Stadium Regulations:

Written authorization by U.S. Bank Stadium management and the M.F.D. Fire Prevention Bureau shall be required for the following:

- Operation of any electrical, mechanical or chemical devices which may be deemed hazardous by the M.F.D. Fire Prevention Bureau.
- Operation of any heater, barbecue, heat producing or open flame devices, candles, lanterns, torches, welding equipment, smoke emitting devices or materials, etc.
- Use or storage of flammable liquids, compressed gases, or dangerous chemicals.

Open Flame Permits:

- A "Special Event Permit" for an open flame must be obtained from the M.F.D Fire Prevention Bureau.
- Application forms are available HERE: <https://www2.minneapolismn.gov/business-services/licenses-permits-inspections/fire-permits/fire-operational/fire-special-event/>
 - There is a charge for each permit.
 - The exhibitor booth number and a copy of the entire floor map must be included when submitting the permit.
- Permit must be submitted no later than TWO weeks prior to event move in day.
- Exhibitors will need to provide the following with their permit application:
 - Booth number
 - Full sketch of their booth
 - Complete overhead show map, so the Fire Inspector can see the full scope of the event.
- A copy of the approved permit must be kept in the exhibitor's booth at all times.

- 5lb propane tank is the maximum allowed per booth. The tank must be removed each night at the end of show.
- One fire extinguisher 2-A: 10-BC or greater must be present for each open flame device.
- A minimum of 10' must separate each open flame device and any combustible materials.
- Depleted LP tanks may not be stored at the booth or in the stadium and must be removed before a new tank is installed.
- A minimum of 20' separation is required between any other booth(s) using propane. Please work with your sales representative to ensure this spacing requirement is met.

9. Forklift Services

Exhibitors requiring forklift services should make arrangements with Fern prior to move in. Details:

- Forklift and operators are available to assist you with setup, spotting of machinery and un-skidding once it has been delivered to your booth. Do not order forklifts to unload your freight carrier. Please see the material handling forms included in this kit.
- If a crane or special lift is needed, please call Fern customer service for availability and quote
- Payment is due and payable when services are rendered
- The exhibitor is responsible to check-in with the Fern service desk when the forklift is needed
- **Check in at the Fern service desk on show site when you are ready for your Forklift. All Forklift orders are assigned on a first come first serve basis.**

Fern Expo will email all exhibitors with a link to create an account and view pricing and ordering information.

10. Insurance

Marketplace Events, the Minneapolis Home + Remodeling Show or the U.S. Bank Stadium will NOT be responsible for injury to persons nor the loss or damage of products, exhibits, equipment or decorations by fire, accident, theft, or any other cause while in the show building or its environs. As agreed in the contract, exhibitors agree to indemnify and hold harmless Show Management and the U.S. Bank Stadium against any and all complaints, suits, or liabilities arising out of acts of the exhibitor or his/her representatives, or out of activities within the exhibitor's booth area. Verify with your insurance company if you're uncertain about your coverage. Exhibitors are responsible for damage they cause to the U.S. Bank Stadium including walls and floors and for labor charges to remove stains or adhesives from the walls or floors. Exhibitors will be billed for such damage with the dollar amount of the damage determined by the U.S. Bank Stadium.

11. Materials subject to license or restriction

The playing, performing or other use of any copyrighted music in television or radio transmission, videotape, audio-visual material, or any other work, whether live or recorded, by exhibitor or its agents, representatives or employees is expressly prohibited. Exhibitor agrees to indemnify the U.S. Bank Stadium and Marketplace Events (and their respective officers, directors, owners, employees, insurers, agents, representatives, and assigns) against any and all claims and costs of defense, or fees paid by Marketplace Events to ASCAP or BMI, arising from any unauthorized use of any work by exhibitor or any of its agents, representatives or employees.

Marketplace Events (MPE) does not permit political candidates, political parties, or other groups promoting issues or ballot initiatives to participate as exhibitors or sponsors. In addition, the display or sale of any products or services, including the dissemination of informational material, that is political/partisan in nature or that can be interpreted to promote, incite, or glorify hatred, violence, racial, sexual, or religious intolerance, are prohibited. MPE maintains these policies to ensure a welcoming environment for all attendees and exhibitors.

12. Merchandise and Food & Beverage Sales

All exhibitors selling retail MUST have a Minnesota Sales Tax Identification Number.

Some food items are subject to a 7.775% sales tax, not the customary 6.875% (subject to change.) **Contact the Minnesota Department of Revenue (651) 296-6181/800.657.3777 if you have questions.**

Food exhibitors: Any product that may potentially be opened and consumed on site (i.e. pretzels, candies, cookies, and popcorn) must be prepackaged.

Exhibitors that will distribute food and/or beverage samples during the show and have obtained prior approval from show management must complete a Short-Term Food Application and will be charged a \$90* fee (fee is subject to change by City of Minneapolis and will be known by January 2024) that will be for the City of Minneapolis. Per the City, Exhibitors must also comply with the Self Inspection, guidelines for dispensing foods at events and Green to Go policies.

Examples of the Short Term Food Application and additional requirements are included in the forms section at the end of the Exhibitor Kits. Link to information is also below:

<https://www2.minneapolismn.gov/business-services/licenses-permits-inspections/special-events-temp-permits/special-events/food/short-term-food-permit/>

13. Operator Certificate of Compliance (OCC) Form

ALL exhibitors (regardless of if they are selling at the show or not) are required to complete an OCC form for the MN Dept. of Revenue that includes a (7) seven-digit number. OCC forms are due to Show Management before the show. Companies without an OCC form on file will be subject to fines up to \$100 per show day.

- Complete the form <https://www.revenue.state.mn.us/sites/default/files/2011-11/st19.pdf> and return via email to Autumn Pennington at autumnp@mpeshows.com. If necessary, faxes can be sent to 440.201.6540.

14. Outside Contractors

Any independent contractor/display house which contracts to assemble and/or dismantle an exhibit at the Show must notify Fern of the exhibiting company's name and booth number, in writing, at least 30 days prior to the first day of move-in. The display house must also provide a certificate of insurance to Fern at the time the letter is sent and also to Show Management.

15. Parking

- There is NO reserved parking at U.S. Bank Stadium.
- There are several options for parking around U.S. Bank Stadium with over 20,000 parking spaces from the venue and Hennepin Avenue, all within a 20 minute or less walk. Click [HERE](#) to view all parking options for U.S. Bank Stadium.

16. Security

Exhibitors are responsible for their own booth security. Security guards will be on duty 24-hours a day throughout move-in, show days and move-out. They are there to safeguard your interests. Please extend them your fullest cooperation and courtesy in the performance of their duties.

17. Show Decorator

The official show decorator is Fern Expo. Please refer to the Directory of Contractors for contact information. They are responsible for:

- Furniture rental (tables, chairs, etc.)
- Sign/Banner orders
- Carpet rentals
- Draping
- Display set-up assistance
- Forklift services
- Advanced shipping services

Fern Expo will email each exhibitor a link to create an account and view ordering and pricing details.

To avoid delay, have your order placed before you move in. All orders with full payment must be received by **January 9, 2024** to receive discount price.

18. Smoking

Smoking in any form is not allowed in U.S. Bank Stadium. Anyone caught smoking in U.S. Bank Stadium by the Fire Inspector will be tagged and removed from the facility for the day.

19. Staffing of Exhibits

It is required that exhibitors require a staff member in their exhibit at all times during the hours of the show. Show Management does **NOT** assume any responsibility for losses.

20. Subletting of Exhibit Space

Exhibitors are NOT permitted to sublet their space to another company or product without prior written permission from Show Management. Violators will be removed from the show.

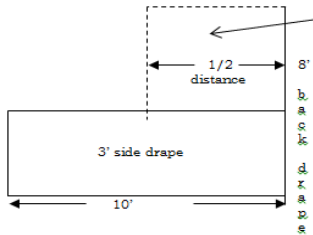
21. Utilities

Electricity, Phone, and Internet Services are ordered through U.S. Bank Stadium. See the Exhibitor Kit page [HERE](#) for contact information and links to ordering forms. Advance pricing deadline is January 29, 2024.

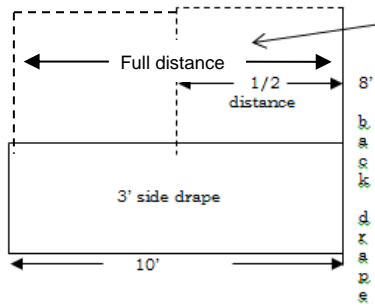
Booth Layout

For standard 10'x10' booths, Marketplace Events provides 8' back drape and 3' side drapes. Exhibit tables, displays, etc. may extend forward all 10' from the rear drape at 8' in height (previously only to 5'). The outward facing sides of your exhibit not covered by drape must be finished and may not contain any marketing.

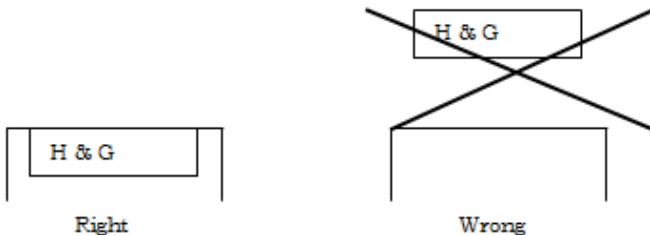
Exceptions can be made with Marketplace Events' approval in cases where your space constitutes a 4-booth (or more) "island." Please call Marketplace Events to confirm your idea(s).



Exhibitors were previously only allowed to extend displays 5' forward from the back of the booth.



Exhibitors can now extend displays all 10' forward from the back of the booth at 8' in height. The outward facing sides of your exhibit not covered by drape must be finished and may not contain any marketing.



Signage may not be displayed above the 8' drape height.

Additional Notes

- Floor covering, preferably carpet – this will improve the image of your booth and your company. No part of your floor covering may extend beyond your booth or stick out into the aisle.
- Professionally skirted tables with floor-length skirting that is pleated or gathered. No paper or plastic (fire regulations). Fine furniture is acceptable without skirting. Card tables and old metal folding chairs detract from your booth and from the Show. Nice furnishings improve your business image and your exhibit.
- Professionally made signs only. No magic marker, grease pencil or "homemade" signs.

FORMS & PERMITS

Food & Beverage Permit

All exhibitors planning to sell or sample food or beverages MUST follow the following processes

Review the Stadium rules included in this document and be pre-approved through Show Management.

Click here to review (food rules on page 2): [STADIUM RULES](#)

Select one of the short-term food permit processes below:

- 1) If you already have a Seasonal or Mobile Food Permit or are a registered Cottage Food vendor– please send a copy of that document to Autumn Pennington (AutumnP@MPEShows.com) no later than Friday, January 12, 2024.
- 2) All other vendors will need to obtain a **Short-Term Permit** – review the process here:

[MPLS SHORT TERM FOOD PERMIT PROCEDURES](#)

Direct Link to **Permit Application**: [MPLS SHORT TERM FOOD PERMIT APPLICATION](#)

- i. **Permit Fee:** The payment of \$90 will be billed through Marketplace Events' payment portal only.
- ii. Completed applications should be sent no later than Friday, January 12, 2024 to:
Autumn Pennington at AutumnP@MPEShows.com

If you have further questions about your seasonal permits, licenses, or other practices and requirements for the City of Minneapolis, please reach out to them directly:

Minneapolis Environmental Health

(612) 673-2301

EnvironmentalHealthPermit@minneapolismn.gov



Drawing Registration

If you plan to use a drawing for prizes during the Minneapolis Home & Remodeling Show, you must register your drawing before the Show opens. Show Management must approve any and all drawings or contests conducted by an exhibitor. Such drawings or contests are subject to all laws and municipal restrictions. Prizes offered by exhibitors must be awarded by Show closing, and Show Management must be informed of the name, address, and phone number of all winners at that time.

If contest entries will be used to generate contact lists, or if entrants will be contacted or solicited in any way by either mail or telephone, the entry blank must bear the disclaimer that contest or drawing participants will be contacted by mail and/or telephone to receive product or service information.

Any individual, organization or company not complying with the preceding rules may be subject to contract termination or losing any future invitations to the Show.

COMPANY NAME: _____ BOOTH #: _____

ATTN.: _____

ADDRESS: _____

CITY, STATE, ZIP: _____

WHAT WILL DRAWING BE FOR AND HOW MANY:

DOLLAR VALUE OF EACH PRIZE: \$_____

DATE OF DRAWING: _____

Email completed form to autumnp@mpeshows.com

If necessary, form can be faxed to 440.201.6540.

P: 612.225.2334 (direct)

www.minneapolishomeandremodelingshow.com

Operator Certificate of Compliance

Read the information on the back before completing this certificate. **Person selling at event:** Complete this certificate and give it to the operator/organizer of the event. **Operator/organizer of event:** Keep this certificate for your records.

Do not send this form to the Department of Revenue.

Print or Type	Name of Business Selling or Exhibiting at Event		Minnesota Tax ID Number	
	Seller's Complete Address		City	State ZIP Code
	Name of Person or Group Organizing Event			
	Name and Location of Event			
	Date(s) of Event			

Merchandise Sold	Describe the type of merchandise you plan to sell.

Sales Tax Exemption Information	Complete this section if you are not required to have a Minnesota tax ID number.	
	<input type="checkbox"/>	I am selling only nontaxable items.
	<input type="checkbox"/>	I am not making any sales at the event.
	<input type="checkbox"/>	I participate in a direct selling plan, selling for _____ (name of company), and the home office or top distributor has a Minnesota tax ID number and remits the sales tax on my behalf. This is
	<input type="checkbox"/>	a nonprofit organization that meets the exemption requirements described below:
	<input type="checkbox"/>	Candy sold for fundraising purposes by a nonprofit organization that provides educational and social activities for young people primarily aged 18 and under (MS 297A.70, subd. 13[a][4]).
<input type="checkbox"/>	Youth or senior citizen group with fundraising receipts up to \$20,000 per year (\$10,000 or less before January 1, 2015)(MS 297A.70, subd. 13[b][1]).	
<input type="checkbox"/>	A nonprofit organization that meets all the criteria set forth in MS 297A.70, subd. 14.	

Sign Here	I declare that the information on this certificate is true and correct to the best of my knowledge and belief and that I am authorized to sign this form.	
	Signature of Seller	Print Name Here
	Date	Daytime Phone

PENALTY — Operators who do not have Form ST19 or a similar written document from sellers can be fined a penalty of \$100 for each seller that is not in compliance for each day of the selling event.

Selling Event Exhibitors and Operators

148

Fact
Sheet

Sales tax registration

Any business, individual, promoter, operator, or fair board making taxable sales at a flea market, collectors' show, craft show, antique show, county fair, trade show, or similar event must be registered to collect the Minnesota general sales tax and any applicable local taxes before the event begins. You may register for a Minnesota ID number online at: www.taxes.state.mn.us or by calling 651-282-5225 or toll-free 1-800-657-3605. The Application for Business Registration, Form ABR, is available on our web site or by writing: Minnesota Tax Forms, Mail Station 1421, St. Paul, MN 55146-1421.

Certain individual sellers at a flea market or similar event are not required to register to collect sales tax if they qualify for the isolated and occasional sales exemption. To qualify, all the following conditions must be met:

- The seller participates in only one event per calendar year that lasts no more than three days;
- The seller makes sales of \$500 or less during the calendar year; and
- The seller provides a written statement to that effect, and includes the seller's name, address and telephone number.

This isolated and occasional sales provision applies to individuals only; it does not apply to businesses.

Operators of selling events

Minnesota law requires that before an operator of a craft show, art fair, flea market, or similar selling event can rent space to a seller at the event, the operator must have either proof that the seller is registered to collect Minnesota sales tax, a written statement from the seller that no taxable items are being sold, or a written statement from the seller indicating that they qualify for the isolated and occasional sales exemption mentioned above. *Sellers are required to give the operator a completed Operator Certificate of Compliance, Form ST19, or other similar written statement for this purpose.* Form ST19 is available on our web site, or you may call our office to request one.

Operators should keep the forms for at least three and one half years. Operators who do not have Form ST19 or a similar written statement from sellers, can be fined a penalty of \$100 for each seller that is not in compliance for each day of the selling event.

Sales

Sales of arts, crafts, antiques, collector items, and equipment are generally subject to the general state sales tax and any applicable local taxes. Sellers should separately state the sales tax whenever possible. If the tax is included in the selling price, the item must be marked "tax included," or a sign posted indicating that tax is included in all prices.

Below are guidelines for items commonly sold at fairs and other selling events.

Admissions

Entertainment events. Admission tickets to county fairs and other *entertainment or sporting events* such as grandstand shows, horse shows, and auto races are taxable.

Selling events. Admission tickets to flea markets, antique shows, and similar *selling events* are not taxable.

Entry fees to participate in a competitive event are not taxable unless they are for a normally taxable admission or use of an amusement device. For example, entry fees to enter a quilt in a sewing competition are not taxable because no admission or amusement is involved. However, entry fees to play in a dart tournament are taxable because the normal fee for playing darts is taxable.

Amusements. Charges for rides, sideshows, or exhibitions are taxable. This includes all carnival rides and games, as well as bungee jumping, video games, games of chance or skill, mechanical handwriting analysis, virtual reality games and other entertainment.

Clothing. Clothing meant to be worn on the human body for general use is not taxable, but some accessories are taxable. Baby clothing (including receiving blankets used as clothing) is not taxable. See Fact Sheet 105, Clothing, for more information.

Collectors. Sales of collector items such as model trains, guns, coins, comic books, stamps, and sports memorabilia are subject to sales tax when sold at a collectors' show, flea market, or any similar gathering of sellers.

Lodging. Charges for lodging accommodations, including camp sites, mobile homes or other lodging facilities are taxable.

Parking. Charges for parking vehicles are taxable (except at parking meters).

Rentals of equipment such as display booths, coolers, and generators are taxable. Rentals of booth space are not taxable.

Utilities. Charges for electricity, gas, water, or other utilities to operators of shows or concessions are taxable.

Food and drinks

Prepared food, as well as candy and soft drinks, are subject to Minnesota sales tax. Food and drinks, including bakery goods, are taxable when sold with eating utensils provided by the seller. Eating utensils include plates, knives, forks, spoons, glasses, cups, napkins, or straws.

See Fact Sheets 102A Food and Food Ingredients, 102B Candy, 102C Soft Drinks and Other Beverages, 102D Prepared Food, and 102E Dietary Supplements for more information.

Alcoholic beverages

Sales of intoxicating liquor are subject to the state general sales tax and a 2.5 percent liquor gross receipts tax. Non-alcoholic beer, such as O'Doul's and Sharp's, is subject to the state general sales tax. See Fact Sheet 137, Restaurants and Bars, for more information.

Examples of food sales at a fair or other event:

Example 1. A baker makes and sells cinnamon rolls served on a plate. Since the plate is considered an eating utensil, sales of the cinnamon rolls are taxable.

Example 2. A booth at a fair makes and sells jars of spaghetti sauce. The sauce is not taxable because the customer generally heats it after the sale.

Example 3. A shop at a flea market makes and sells jam. The jam is taxable because the seller prepared the jam by combining two or more food ingredients, and the customer does not usually cook or heat it after the sale.

Example 4. A booth at a carnival sells whole fresh fruit. No eating utensils are provided. The fruit is not taxable.

Example 5. A vendor at a fair prepares and sells flavored nuts. The nuts are taxable because they are prepared by the seller and the customer does not usually cook or heat them after the sale.

Example 6. A vendor at a trade show sells spices made by someone else to use in cooking. The vendor uses the spices in demonstrations and passes out free samples of spiced food. Eating utensils are used to pass out the samples. The spices are not taxable because they not prepared by the seller. The eating utensils used during the demonstration do not cause the spices to be taxable.

However, if the vendor *prepares* the spices (i.e., mixes his/her own spice blends), they are taxable even if the vendor does not provide eating utensils.

Example 7. A concessionaire sells pickles. The concessionaire uses a wooden skewer to retrieve the pickle from the container and hands the pickle to the customer on the skewer, which the customer keeps. The skewer is considered to be an eating utensil, so the pickle is taxable.

Advertising

Sales of advertising products such as programs, brochures and signs, and rentals of portable signs are taxable. Leases or rentals of billboard advertising are not taxable. Advertising services (including concept and design) are not taxable.

Prizes

Prizes awarded in games of skill or chance conducted at events such as carnivals, festivals, and fairs *lasting less than six days* are exempt from sales or use tax. Give the seller a fully completed Certificate of Exemption, Form ST3, to claim exemption.

Purchases of prizes are taxable for use at amusement parks, arcades, the State Fair, or other events that last six days or more. Also, items are taxable if they are awarded as prizes in connection with lawful gambling or the state lottery.

Use tax

Use tax applies to items or services *you use* that you purchased without paying sales tax. Use tax is similar to the sales tax and the rates are identical. Use tax is based on your cost of taxable purchases. Common examples of when use tax is due:

- You buy items for resale for your business, then remove some of the items from inventory for business or personal use.
- You buy a computer for use in your business from a mail order company or over the Internet and the seller does not charge sales tax.

Report state and local use tax electronically at the same time you report your sales tax. See Fact Sheet 146, Use Tax for Businesses, for more information.

Out-of-state vendors

Out-of-state businesses must collect Minnesota tax on all taxable sales made while in Minnesota. If you make sales to Minnesota residents after you leave the state of Minnesota, or take orders for future direct mailings, these sales may be subject to Minnesota tax. See Revenue Notice 00-10, Nexus Standards, for guidelines.

If you come into Minnesota for a selling event you are subject to income tax if you meet the minimum filing requirements; call 651-296-3781 or 1-800-652-9094 for more information.

Any wages paid to employees are subject to Minnesota withholding tax requirements; call 651-282-9999 or 1-800-657-3594 for more information.

Minnesota local taxes

Minnesota Revenue administers and collects local taxes on behalf of several local governments. Local taxes are listed and explained in detail in Fact Sheet 164, Local Sales and Use Taxes.

Special local taxes on food, liquor, admissions, entertainment, and lodging. In addition to the general local sales and use tax, some cities impose additional sales and use taxes on sales of food, liquor, lodging and entertainment, which the Department of Revenue administers. See Fact Sheet 164S, Special Local Taxes, for more information.

References:

M. S. 297A.87, Flea markets, shows, and other selling events
Revenue Notice 95-04, Penalty for Operators of Flea Markets and Similar Events
Revenue Notice 99-05, Responsibility for Collection and Remittance of Sales Tax on Tickets Sold at Selling Events
Revenue Notice 00-10, Nexus Standards

Fact sheets that may be of interest:

Food and Food Ingredients, #102A
Candy, #102B
Soft Drinks and Other Beverages, #102C
Prepared Food, #102D
Dietary Supplements, #102E
Local Sales and Use Taxes, #164
Fact Sheet 154, Arts and Crafts (describes how tax applies to craft sales and how to buy items used to make the crafts exempt for resale)

MINNEAPOLIS
HOME
+REMODELING
SHOW

SIGN ORDER FORM

Fill out and return this form only if you want your sign to read differently than what is listed in your space agreement.

This is a uniform 7" x 44" sign with 2" high letters made by the show decorator and hung by them on the back of your booth(s), along with your booth number(s). It is for identification and is placed on your space before you move in.

The sign should list the company name as:

COMPANY NAME (on SPACE AGREEMENT): _____

BOOTH #: _____

CONTACT NAME: _____

ADDRESS: _____

CITY: _____ STATE: _____ ZIP CODE: _____

PHONE #: _____ FAX #: _____

Email completed form to autumnp@mpeshows.com

Or, if necessary, fax to 440.201.6540.

P: 800.466.7469 (toll free)

P: 612.225.2334 (direct)

www.minneapolishomeandremodelingshow.com